

POPE & YOUNG CLUB

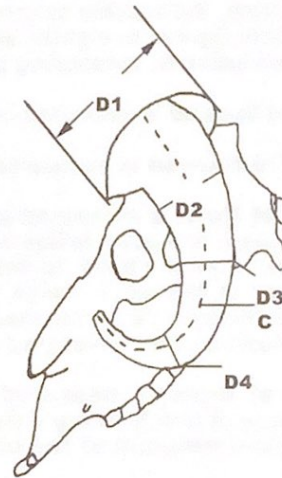
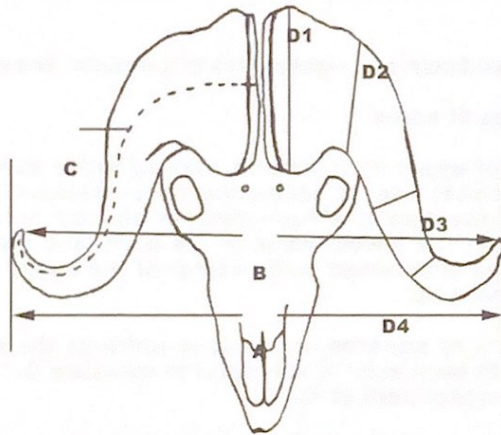


Official Scoring System for Bowhunting North American Big Game

MINIMUM SCORE
90

MUSKOX

SEX
 Male
 Female



SEE OTHER SIDE FOR INSTRUCTIONS			COLUMN 1	COLUMN 2	COLUMN 3
A. Greatest Spread			Right Horn	Left Horn	Difference
B. Tip to Tip Spread					
C. Length of Horn					
D-1. Width of Boss					
D-2. Width at First Quarter		(This measurement taken at _____ inches from base)			
D-3. Circumference at Second Quarter		(This measurement taken at _____ inches from base)			
D-4. Circumference at Third Quarter		(This measurement taken at _____ inches from base)			
TOTALS					
ADD	Column 1	Exact Locality Where Killed: _____ (State/Prov)			
	Column 2	Date Killed: _____ Hunter: _____			
Subtotal		Hunter's Address: _____			
SUBTRACT Column 3		City: _____ State: _____ Zip Code: _____ Telephone #: () _____			
FINAL SCORE		Guide's Name and Address: _____			
		Remarks: (Mention Any Abnormalities or Unique Qualities)			

I, _____, certify that I have measured this trophy on _____
PRINT NAME MM/DD/YYYY
 at _____
STREET ADDRESS CITY STATE/PROVINCE ZIP CODE

and that these measurements and data are, to the best of my knowledge and belief, made in accordance with the instructions given.

Witness: _____ Signature: _____
TO MEASURER'S SIGNATURE P&Y OFFICIAL MEASURER

ADDRESS

OM I.D. Number

--	--	--	--

CITY STATE/PROVINCE ZIP

POPE & YOUNG CLUB

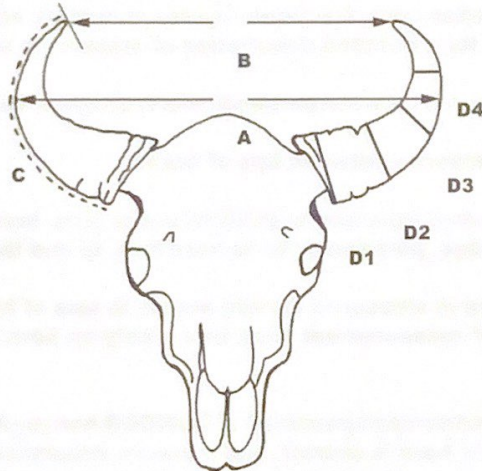


Official Scoring System for Bowhunting North American Big Game

MINIMUM SCORE
100

BISON

SEX
 Male
 Female



SEE OTHER SIDE FOR INSTRUCTIONS		COLUMN 1	COLUMN 2	COLUMN 3
A. Greatest Spread		Right Horn	Left Horn	Difference
B. Tip to Tip Spread				
C. Length of Horn				
D-1. Circumference of Base				
D-2. Circumference at First Quarter <small>(This measurement taken at _____ inches from base)</small>				
D-3. Circumference at Second Quarter <small>(This measurement taken at _____ inches from base)</small>				
D-4. Circumference at Third Quarter <small>(This measurement taken at _____ inches from base)</small>				
TOTALS				
ADD	Column 1	Location of Kill: _____ (County) _____ (State/Prov)		
	Column 2	Date Killed: _____ Hunter: _____		
Subtotal		Hunter's Address: _____		
SUBTRACT Column 3		City: _____	State: _____	Zip Code: _____ Telephone #: () _____
FINAL SCORE		Guide's Name and Address: _____		
		Remarks: (Mention Any Abnormalities or Unique Qualities)		

I, _____, PRINT NAME, certify that I have measured this trophy on _____, MM/DD/YYYY
at _____, STREET ADDRESS, CITY, STATE/PROVINCE, ZIP CODE

and that these measurements and data are, to the best of my knowledge and belief, made in accordance with the instructions given.

Witness: _____ TO MEASURER'S SIGNATURE Signature: _____ P&Y OFFICIAL MEASURER

ADDRESS

OM I.D. Number

--	--	--	--

CITY STATE/PROVINCE ZIP

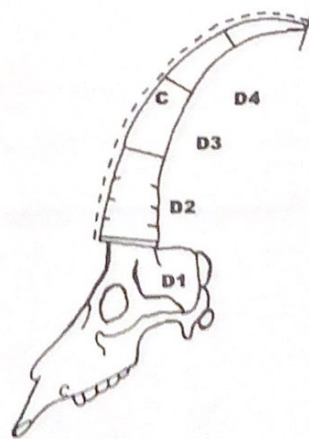
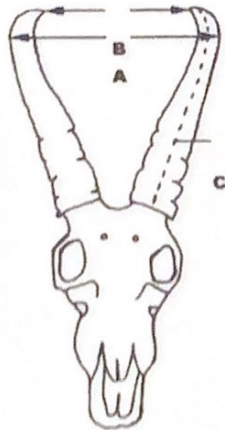


SOUTHERN ALBERTA BOWHUNTERS ASSOCIATION

MINIMUM SCORE
40

ROCKY MOUNTAIN GOAT

SEX
 Male
 Female



SEE OTHER SIDE FOR INSTRUCTIONS			COLUMN 1	COLUMN 2	COLUMN 3
A. Greatest Spread			Right Horn	Left Horn	Difference
B. Tip to Tip Spread					
C. Length of Horn					
D-1. Circumference of Base					
D-2. Circumference at First Quarter		(This measurement taken at _____ inches from base)			
D-3. Circumference at Second Quarter		(This measurement taken at _____ inches from base)			
D-4. Circumference at Third Quarter		(This measurement taken at _____ inches from base)			
TOTALS					
ADD	Column 1	Location of Kill: _____ (County) _____ (State/Prov)			
	Column 2	Date Killed: _____ Hunter: _____			
	Subtotal	Owner: _____ Telephone #: () _____			
SUBTRACT Column 3		Owner's Address: _____			
FINAL SCORE		Guide's Name and Address: _____			
		Remarks: (Mention Any Abnormalities or Unique Qualities)			

I, _____, certify that I have measured this trophy on _____

at _____

and that these measurements and data are, to the best of my knowledge and belief, made in accordance with the instructions given.

Witness: _____ Signature: _____

TO MEASURER'S SIGNATURE
 PAY OFFICIAL MEASURER
 ADDRESS
 CITY STATE/PROVINCE ZIP

POPE & YOUNG CLUB

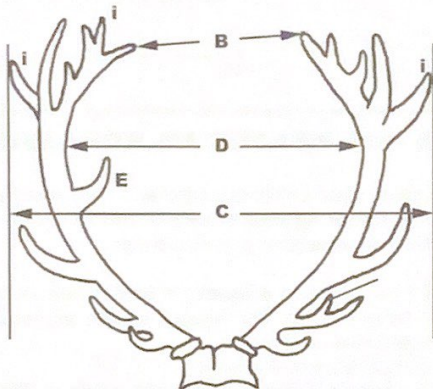
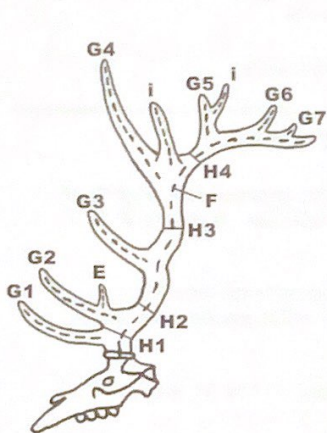


Official Scoring System for Bowhunting North American Big Game

MINIMUM SCORE
225

ROOSEVELT'S ELK

IN VELVET



I. Total Length of Crown Points



Detail of Point Measurement

Crown Points	
Right Antler	Left Antler
Abnormal Points	
Right Antler	Left Antler

TOTAL TO E

SEE OTHER SIDE FOR INSTRUCTIONS				COLUMN 1	COLUMN 2	COLUMN 3	COLUMN 4
A. No. Points on Right Antler		No. Points on Left Antler		Spread Credit	Right Antler	Left Antler	Difference
B. Tip to Tip Spread		C. Greatest Spread					
D. Inside Spread of Main Beams		SPREAD CREDIT MAY EQUAL BUT NOT EXCEED LONGER MAIN BEAM					
E. Total of Lengths of Abnormal Points							
F. Length of Main Beam							
G-1. Length of First Point							
G-2. Length of Second Point							
G-3. Length of Third Point							
G-4. Length of Fourth Point							
G-5. Length of Fifth Point							
G-6. Length of Sixth Point, If Present							
G-7. Length of Seventh Point, If Present							
H-1. Circumference at Smallest Place Between First and Second Points							
H-2. Circumference at Smallest Place Between Second and Third Points							
H-3. Circumference at Smallest Place Between Third and Fourth Points							
H-4. Circumference at Smallest Place Between Fourth and Fifth Points							
TOTALS							
ADD	Column 1	Location of Kill: (County) (State/Prov)					
	Column 2	Date Killed: Hunter:					
	Column 3	Hunter's Address:					
	I. Total Length of Crown Points	City:	State:	Zip Code:	Telephone #: ()		
Subtotal	Guide's Name and Address:						
SUBTRACT Column 4	Remarks: (Mention Any Abnormalities or Unique Qualities)						
FINAL SCORE							
				OM I.D. Number			

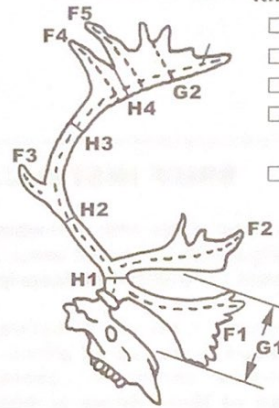
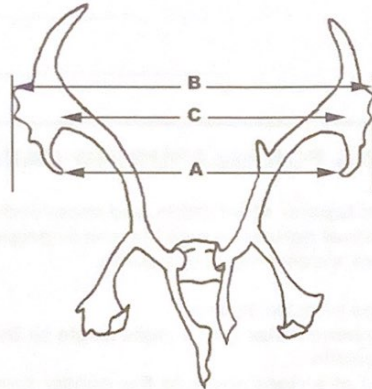
POPE & YOUNG CLUB



Official Scoring System for Bowhunting North American Big Game

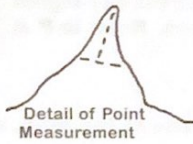
MINIMUM SCORE	
mountain	300
woodland	220
barren ground	325
Central Canada	
barren ground	300
Quebec-Labrador	325

CARIBOU




KIND OF CARIBOU (check one)

- mountain
- woodland
- barren ground
- Central Canada barren ground
- Quebec-Labrador
- IN VELVET



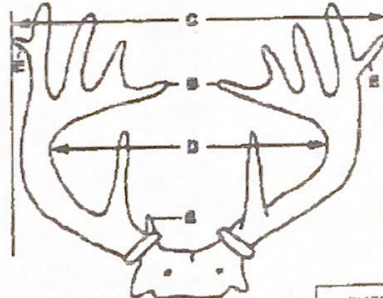
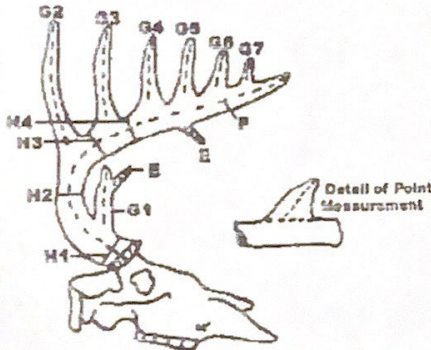
SEE OTHER SIDE FOR INSTRUCTIONS			COLUMN 1	COLUMN 2	COLUMN 3	COLUMN 4
A. Tip to Tip Spread			Spread Credit	Right Antler	Left Antler	Difference
B. Greatest Spread						
C. Inside Spread of Main Beams		SPREAD CREDIT MAY EQUAL BUT NOT EXCEED LONGER MAIN BEAM				
D. Number of Points on Each Antler Excluding Brows						
Number of Points on Each Brow						
E. Length of Main Beam						
F-1. Length of Brow Palm or First Point						
F-2. Length of Bez or Second Point						
F-3. Length of Rear Point, If Present						
F-4. Length of Second Longest Top Point						
F-5. Length of Longest Top Point						
G-1. Width of Brow Palm						
G-2. Width of Top Palm						
H-1. Circumference at Smallest Place Between Brow and Bez Point						
H-2. Circumference at Smallest Place Between Bez and Rear Point						
H-3. Circumference at Smallest Place Between Rear Point and First Top Point						
H-4. Circumference at Smallest Place Between Two Longest Top Palm Points						
TOTALS						
ADD	Column 1	Exact Location of Kill:		(State/Prov)		
	Column 2	Date Killed:		Hunter:		
	Column 3	Hunter's Address:				
Subtotal		City:	State:	Zip Code:	Telephone #: ()	
SUBTRACT Column 4		Guide's Name and Address:				
FINAL SCORE		Remarks: (Mention Any Abnormalities or Unique Qualities)				
		OM I.D. Number				



MINIMUM SCORE
Whitetail 126
Coues' 85

TYPICAL WHITETAIL AND COUES' DEER

KIND OF DEER (check one)
 whitetail
 Coues'
 IN VELVET



Abnormal Points	
Right Antler	Left Antler

SUBTOTALS		
TOTAL TO E		

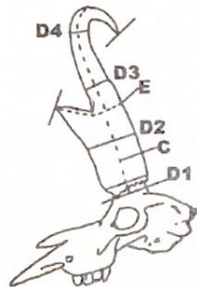
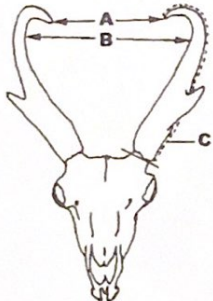
SEE OTHER SIDE FOR INSTRUCTIONS				COLUMN 1	COLUMN 2	COLUMN 3	COLUMN 4
A. No. Points on Right Antler	No. Points on Left Antler	Spread Credit	Right Antler	Left Antler	Difference		
D. Tip to Tip Spread		C. Greatest Spread					
D. Inside Spread of Main Beams		SPREAD CREDIT MAY EQUAL BUT NOT EXCEED LONGER MAIN BEAM					
E. Total of Lengths of Abnormal Points							
F. Length of Main Beam							
G-1. Length of First Point							
G-2. Length of Second Point							
G-3. Length of Third Point							
G-4. Length of Fourth Point, if Present							
G-5. Length of Fifth Point, if Present							
G-6. Length of Sixth Point, if Present							
G-7. Length of Seventh Point, if Present							
H-1. Circumference at Smallest Place Between Burr and First Point							
H-2. Circumference at Smallest Place Between First and Second Points							
H-3. Circumference at Smallest Place Between Second and Third Points							
H-4. Circumference at Smallest Place Between Third and Fourth Points or half way between Third Point and Beam Tip if Fourth Point is missing.							
TOTALS							
ADD	Column 1	Location of Kill: _____ (County) _____ (State/Prov)					
	Column 2	Date Killed: _____ Hunter: _____					
	Column 3	Owner: _____ Telephone #: () _____					
Subtotal		Owner's Address: _____					
SUBTRACT Column 4		Guide's Name and Address: _____					
FINAL SCORE		Remarks: (Mention Any Abnormalities or Unique Qualities)					



SOUTHERN ALBERTA BOWHUNTERS ASSOCIATION

MINIMUM SCORE
67

PRONGHORN ANTELOPE



SEE OTHER SIDE FOR INSTRUCTIONS			COLUMN 1	COLUMN 2	COLUMN 3
A. Tip to Tip Spread			Right Horn	Left Horn	Difference
B. Inside Spread					
C. Length of Horn					
D-1. Circumference of Base					
D-2. Circumference at First Quarter (taken BELOW prong) <small>(This measurement taken at _____ inches from base)</small>					
D-3. Circumference at Second Quarter (taken ABOVE prong) <small>(This measurement taken at _____ inches from base)</small>					
D-4. Circumference at Third Quarter <small>(This measurement taken at _____ inches from base)</small>					
E. Length of Prong					
TOTALS					
ADD	Column 1	Location of Kill: _____ (County) _____ (State/Prov)			
	Column 2	Date Killed: _____ Hunter: _____			
Subtotal		Owner: _____ Telephone #: () _____			
SUBTRACT Column 3		Owner's Address: _____			
FINAL SCORE		Guide's Name and Address: _____			
		Remarks: (Mention Any Abnormalities or Unique Qualities)			


At the time of official measurement, were the sheaths reattached to the cores by the use of some type of filler or adhesive? YES NO
 (If "yes," the D-1 value can not exceed the D-2 value on the same horn. If so, enter the actual D-1 measurement in the remarks section and record the D-2 measurement as the D-1 value in its respective column.)

I, _____, certify that I have measured this trophy on _____
PRINT NAME MM/DD/YYYY
 at _____
STREET ADDRESS CITY STATE/PROVINCE ZIP CODE
 and that these measurements and data are, to the best of my knowledge and belief, made in accordance with the instructions given.

Witness: _____ Signature: _____
TO MEASURER'S SIGNATURE P&Y OFFICIAL MEASURER

ADDRESS

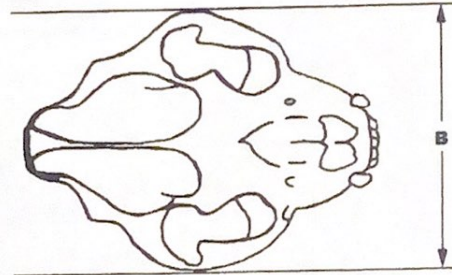
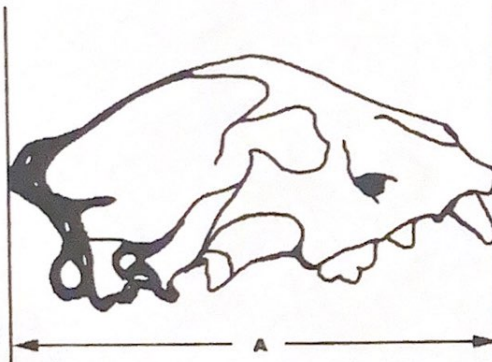
CITY STATE/PROVINCE ZIP



MINIMUM SCORE
13 - 9/16

COUGAR

SEX
 Male
 Female



SEE OTHER SIDE FOR INSTRUCTIONS		MEASUREMENTS
A. Greatest Length Without Lower Jaw	(Measured in Sixteenths)	
B. Greatest Width	(Measured in Sixteenths)	
FINAL SCORE		
Location of Kill:	(County)	(State/Prov)
Date Killed:	Hunter:	
Owner:	Telephone #: ()	
Owner's Address:		
Guide's Name and Address:		
Remarks: (Mention Any Abnormalities or Unique Qualities)		

Were dogs used in conjunction with the pursuit and harvest of this animal? YES NO

If yes, the following statements apply:

1. I was present at the time that the dogs were initially released to pursue this animal.
2. If electronic collars were attached to any of the dogs, at no time from the beginning of the chase until the harvest of this animal were receivers used in the pursuit and harvest.

To the best of my knowledge the above statements are true. If #1 & #2 do not apply, please explain on a separate sheet.

HUNTER'S SIGNATURE _____
MM/DD/YYYYY

I, _____, certify that I have measured this trophy on _____
PRINT NAME MM/DD/YYYYY


at _____
STREET ADDRESS CITY STATE/PROVINCE ZIP CODE

and that these measurements and data are, to the best of my knowledge and belief, made in accordance with the instructions given.

Witness: _____ Signature: _____
TO MEASURER'S SIGNATURE P&Y OFFICIAL MEASURER

ADDRESS

CITY STATE/PROVINCE ZIP



MINIMUM SCORE

black bear	16
grizzly bear	19
Alaska brown bear	20
polar bear	20

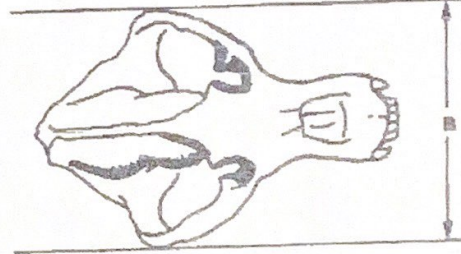

BEAR

SEX

- Male
 Female

KIND OF BEAR (check one)

- black bear
 grizzly
 Alaska brown bear
 polar



SEE OTHER SIDE FOR INSTRUCTIONS		MEASUREMENTS
A. Greatest Length Without Lower Jaw	(Measured in Sixteenths)	
B. Greatest Width	(Measured in Sixteenths)	
FINAL SCORE		
Location of Kill: _____		(State/Prov)
Date Killed: _____		(County)
Owner: _____		Hunter: _____
Owner's Address: _____		Telephone #: () _____
Guide's Name and Address: _____		

Were dogs used in conjunction with the pursuit and harvest of this animal? YES NO

If yes, the following statements apply:

1. I was present at the time that the dogs were initially released to pursue this animal.
2. If electronic collars were attached to any of the dogs, at no time from the beginning of the chase until the harvest of this animal were receivers used in the pursuit and harvest.

To the best of my knowledge the above statements are true. If #1 & #2 do not apply, please explain on a separate sheet.

HUNTER'S SIGNATURE MM/DD/YYYY

I, _____, certify that I have measured this trophy on _____
PRINT NAME MM/DD/YYYY

at _____
STREET ADDRESS CITY STATE/PROVINCE ZIP CODE

and that these measurements and data are, to the best of my knowledge and belief, made in accordance with the instructions given.

Witness: _____ Signature: _____
TO MEASURER'S SIGNATURE P&Y OFFICIAL MEASURER

ADDRESS
CITY STATE/PROVINCE ZIP



SOUTHERN ALBERTA BOWHUNTERS ASSOCIATION

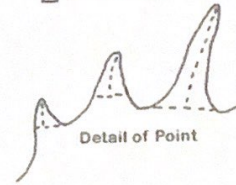
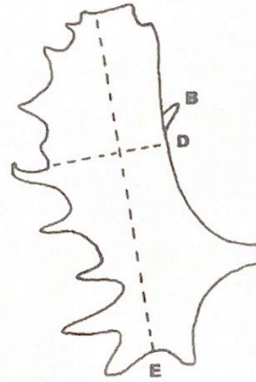
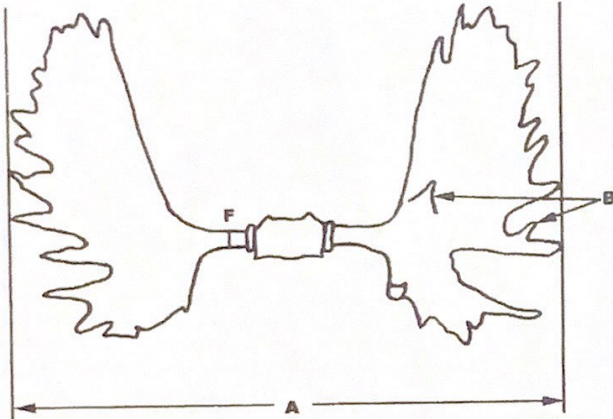
MINIMUM SCORE

Canada 135
 Alaska-Yukon 170
 Shiras' 125

MOOSE

KIND OF MOOSE (check one)

- Canada
- Alaska-Yukon
- Shiras'
- IN VELVET



SEE OTHER SIDE FOR INSTRUCTIONS					Abnormal Points	
					Right Antler	Left Antler
	NUMBER OF POINTS					
	TOTAL TO B.					
	COLUMN 1	COLUMN 2	COLUMN 3	COLUMN 4		
		Right Antler	Left Antler	Difference		
A. Greatest Spread						
B. Number of Abnormal Points on Both Antlers						
C. Number of Normal Points						
D. Width of Palm						
E. Length of Palm Including Brow Palm						
F. Circumference of Beam at Smallest Place						
	TOTALS					
ADD	Column 1	Location of Kill: (County) (State/Prov)				
	Column 2	Date Killed: Hunter:				
	Column 3	Owner: Telephone #: ()				
Subtotal	Owner's Address:					
SUBTRACT Column 4	Guide's Name and Address:					
FINAL SCORE	Remarks: (Mention Any Abnormalities or Unique Qualities)					

I, _____, certify that I have measured this trophy on _____

at _____

and that these measurements and data are, to the best of my knowledge and belief, made in accordance with the instructions given.

Witness: _____ Signature: _____

TO MEASURER'S SIGNATURE P&Y OFFICIAL MEASURER
 ADDRESS
 CITY STATE/PROVINCE ZIP



SOUTHERN ALBERTA BOWHUNTERS ASSOCIATION

MINIMUM SCORE

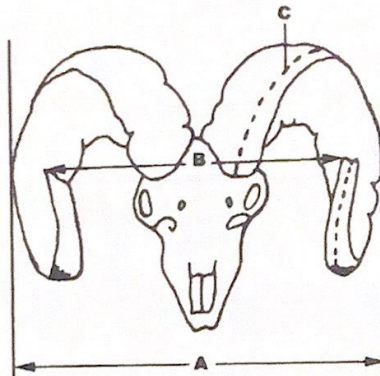
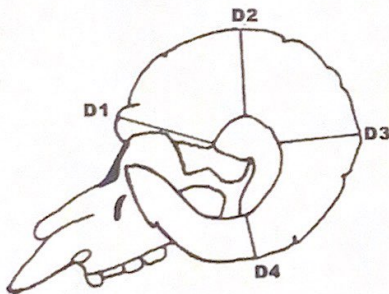
bighorn	140
desert	120
Dall's	120
Stone's	120

SHEEP

KIND OF SHEEP (check one)

- bighorn
- desert
- Dall's
- Stone's

PLUG NUMBER



Measure to a Point in Line With Horn Tip



SEE OTHER SIDE FOR INSTRUCTIONS		COLUMN 1	COLUMN 2	COLUMN 3
A. Greatest Spread		Right Horn	Left Horn	Difference
B. Tip to Tip Spread				
C. Length of Horn				
D-1. Circumference of Base				
D-2. Circumference at First Quarter				
<small>(This measurement taken at _____ inches from base)</small>				
D-3. Circumference at Second Quarter				
<small>(This measurement taken at _____ inches from base)</small>				
D-4. Circumference at Third Quarter				
<small>(This measurement taken at _____ inches from base)</small>				
TOTALS				
ADD	Column 1	Location of Kill: _____ (County) _____ (State/Prov)		
	Column 2	Date Killed: _____ Hunter: _____		
Subtotal		Owner: _____ Telephone #: () _____		
SUBTRACT Column 3		Owner's Address: _____		
FINAL SCORE		Guide's Name and Address: _____		
		Remarks: (Mention Any Abnormalities or Unique Qualities)		

I, _____, PRINT NAME, certify that I have measured this trophy on _____, MM/DD/YYYY

at _____, STREET ADDRESS, CITY, STATE/PROVINCE, ZIP CODE

and that these measurements and data are, to the best of my knowledge and belief, made in accordance with the instructions given.

Witness: _____ TO MEASURER'S SIGNATURE Signature: _____ P&Y OFFICIAL MEASURER

ADDRESS

CITY STATE/PROVINCE ZIP